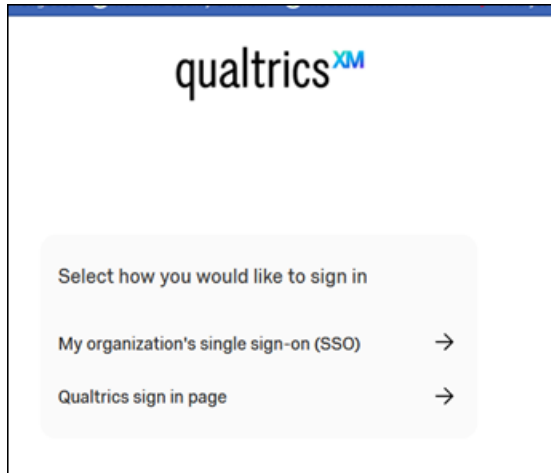


Access is secure through our campus SSO – your login landing page is here (you will want to bookmark this):

<https://ndscscourseval.qualtrics.com/login/identity-provider-select?stateID=9e61aaca-b3ad-4a44-ba35-ee98a50e8a58&stateID=18e524b6-c7fb-41d6-ad6a-05acd877ef18>

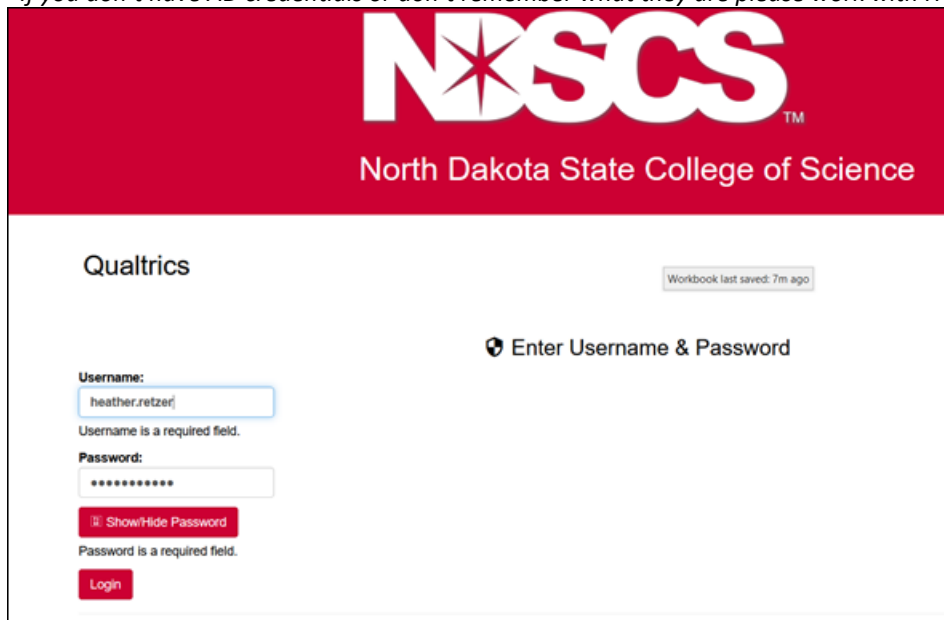
The image shows the Qualtrics login selection screen. At the top is the Qualtrics XM logo. Below it, a grey box contains the text "Select how you would like to sign in". There are two options: "My organization's single sign-on (SSO)" and "Qualtrics sign in page", each with a right-pointing arrow.

Choose **My organization's single sign-on (SSO)**

On this page you will enter your **Active Directory Username and Password:**

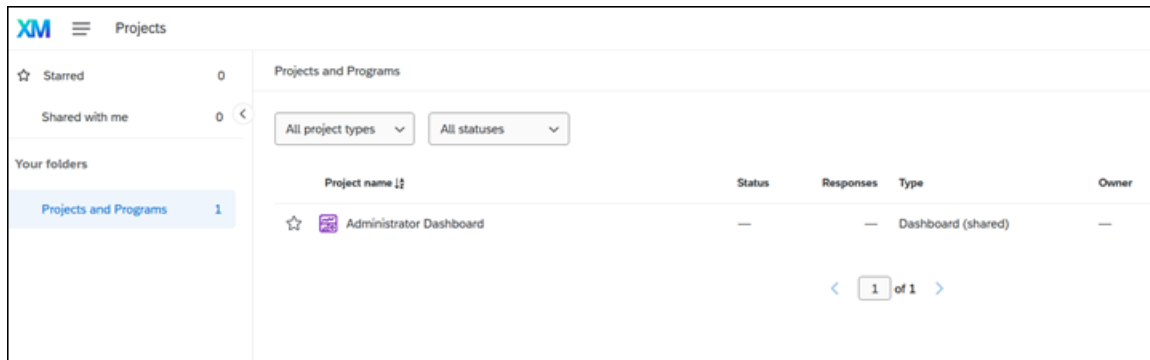
(Same username/password that you log onto your computer with)

**If you don't have AD credentials or don't remember what they are please work with ITS to create/reset them.*

The image shows the Qualtrics login page. At the top is a red banner with the NDS CS logo and the text "North Dakota State College of Science". Below the banner, the Qualtrics logo is on the left, and a status bar says "Workbook last saved: 7m ago". In the center, it says "Enter Username & Password". On the left side, there are two input fields: "Username:" with the value "heather.retzler" and "Password:" with masked characters. Below each field is a message: "Username is a required field." and "Password is a required field." respectively. There is a "Show/Hide Password" button and a "Login" button at the bottom.

Click **Login**

The first time you log in you may see a **terms and conditions** page – accept and then you should see a page similar to this with dashboard(s) relating to your role:



Click on the role dashboard you would like to view

Once the dashboard opens you can choose from the dropdown menu which data you would like to view:
Course, Instructor, Response Rate

