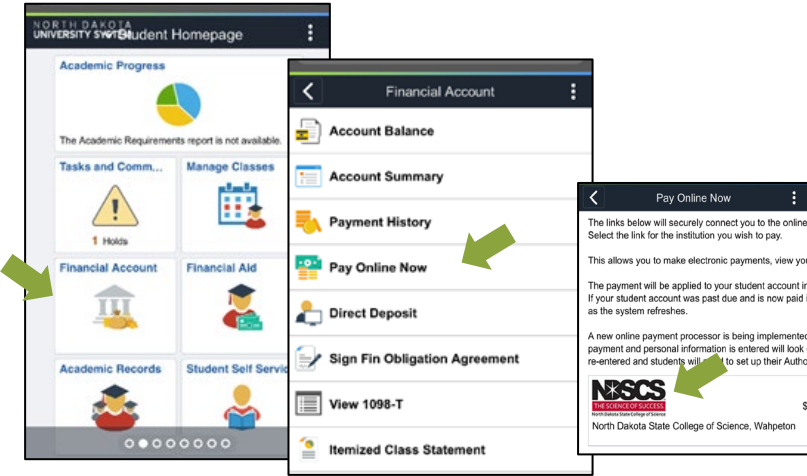


PAY YOUR NDSCS ACCOUNT USING QUICKPAY

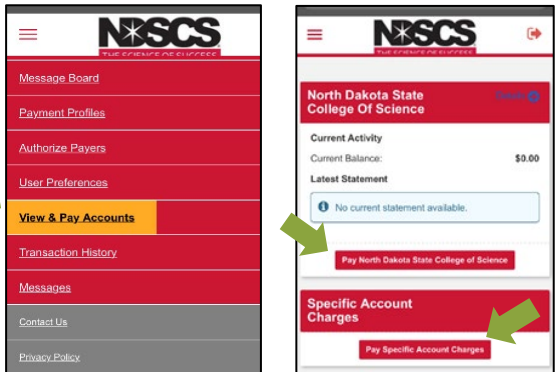
Make payments securely online using your credit card, debit card or bank account.

*NDSCS does not charge additional fees for credit or debit cards payments.

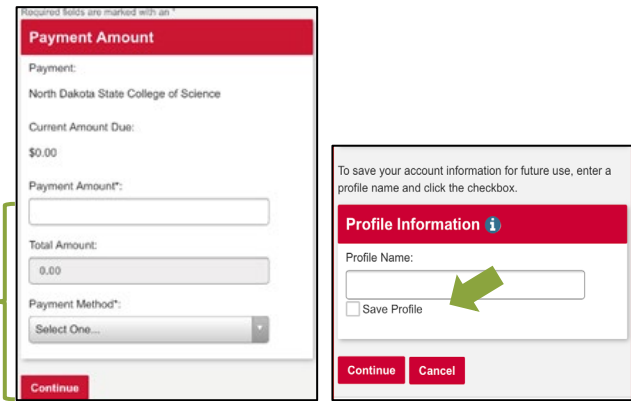
1. Log into your [Campus Connection](#) > Financial Account tile > Pay Online Now > click on NDSCS. This will take you to the secure online payment system (QuickPAY).



2. Under View & Pay Accounts, click on Pay North Dakota State College of Science to make a payment or click on Pay Specific Account Charges if you want to make pay specific charges or prepay.



3. Enter Payment Amount and Payment Method, click Continue. Enter the required payment information, click Continue. You are also able to save your payment information for future payments.



4. Review confirmation page verify everything is correct, then click Confirm. Click edit if changes need to be made. Once your payment has been successfully processed, you will receive a payment receipt.

